



MONTHLY MEMBERSHIP PROGRESS REPORT

District 9 SE

Results as of: 08/31/2018

GMT: MICHAEL MOLENDIA

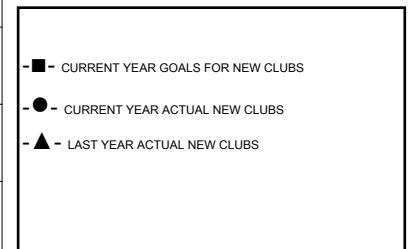
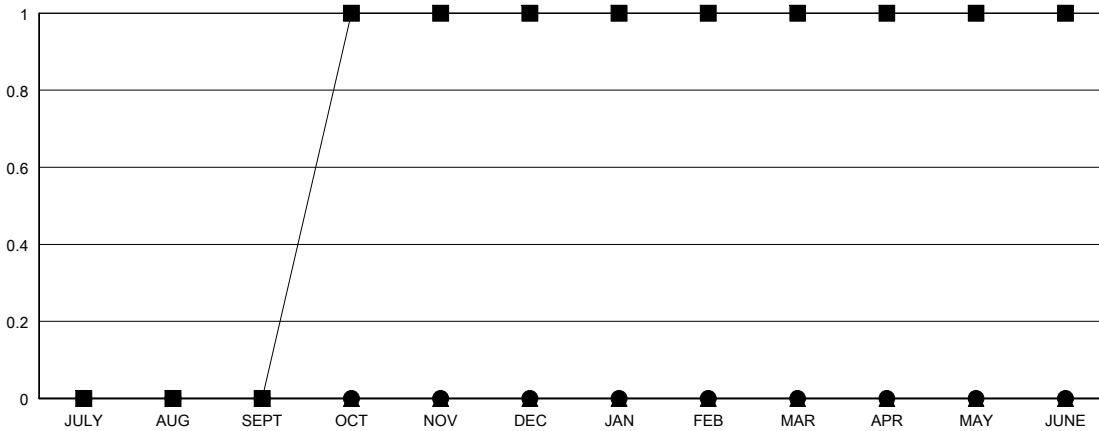
LOCATION IOWA

GMT CA

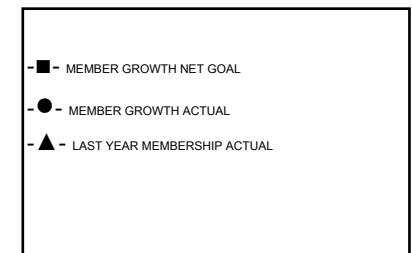
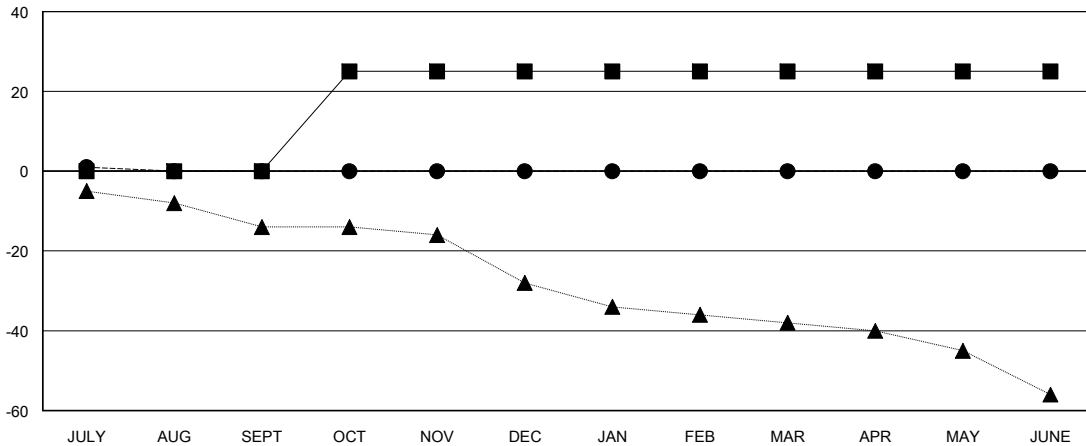
Clubs			
RESULTS FOR 2018-2019			
QUARTER	NEW CLUB GOAL	NEW CLUBS	DROPPED CLUBS
JULY/AUG/SEPT	0	0	0
OCT/NOV/DEC	1	0	0
JAN/FEB/MAR	0	0	0
APR/MAY/JUNE	0	0	0

Members			
RESULTS FOR 2018-2019			
QUARTER	MEMBER GROWTH NET GOAL	MEMBER GROWTH ACTUAL	DROPPED MEMBERS ACTUAL (including transfers)
JULY/AUG/SEPT	0	7	7
OCT/NOV/DEC	25	0	0
JAN/FEB/MAR	0	0	0
APR/MAY/JUNE	0	0	0

GOALS AND ACTUAL NEW CLUBS CUMULATIVE



GOALS AND ACTUAL MEMBERS CUMULATIVE



DROPPED CLUBS: 0	6 CLUBS OF 48 ADDED 1 OR MORE NEW MEMBERS	<u>GENDER DISTRIBUTION</u>	
DROPPED MEMBERS		MALE	785 (70.03%)
DECEASED	0	FEMALE	336 (29.97%)
CLUB CANCELLED	0	Women Percentage Fiscal Year Goal: 32%	
OTHER	7	CLICK HERE FOR CUMULATIVE MEMBERSHIP DATA	
TOTAL	7	TOTAL FAMILY UNIT MEMBERS	230
		FAMILY MEMBERS PAYING HALF DUES	115